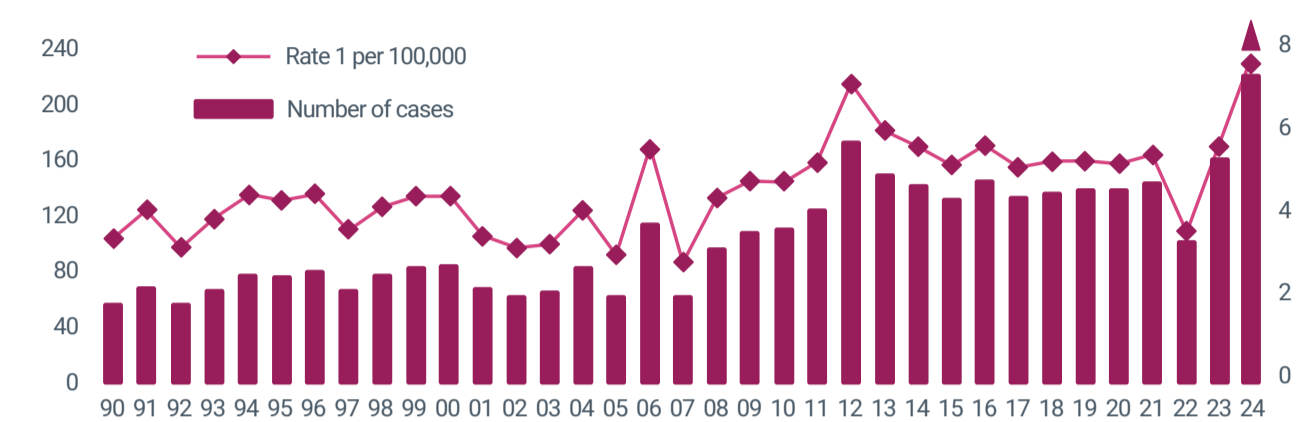




# Tuberculosis in WA 2024

In 2024, there were 224 TB cases notified in Western Australia at the rate of 7.6 cases per 100,000 population. This represented a 39 percent increase from the numbers notified in 2023.

## WA NUMBERS AND RATES 39% increase in the number of TB cases from 2023



224

Number of TB cases notified in WA in 2023

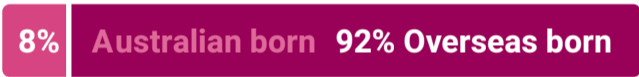
7.6

WA TB rate per 100,000 population

## CLINICAL CHARACTERISTICS



## COUNTRY OF BIRTH

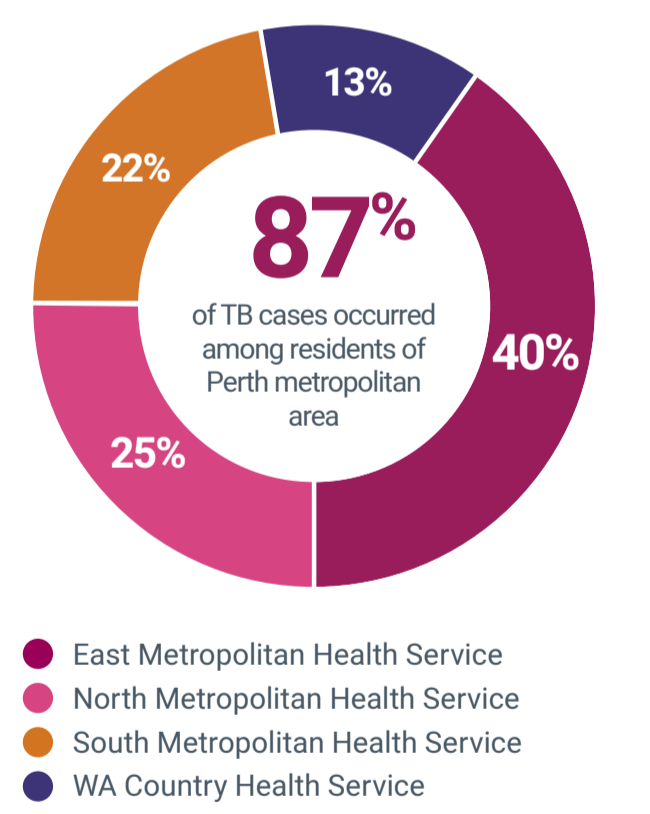
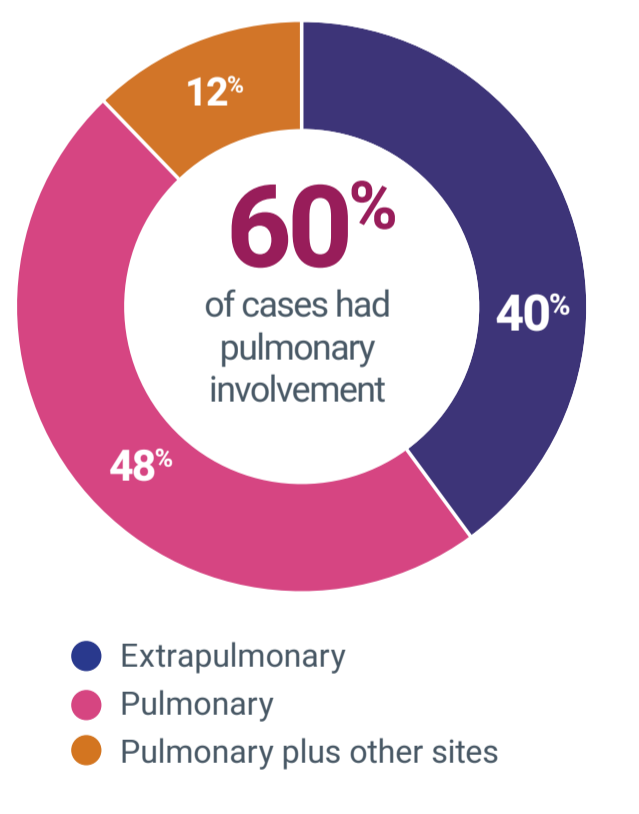
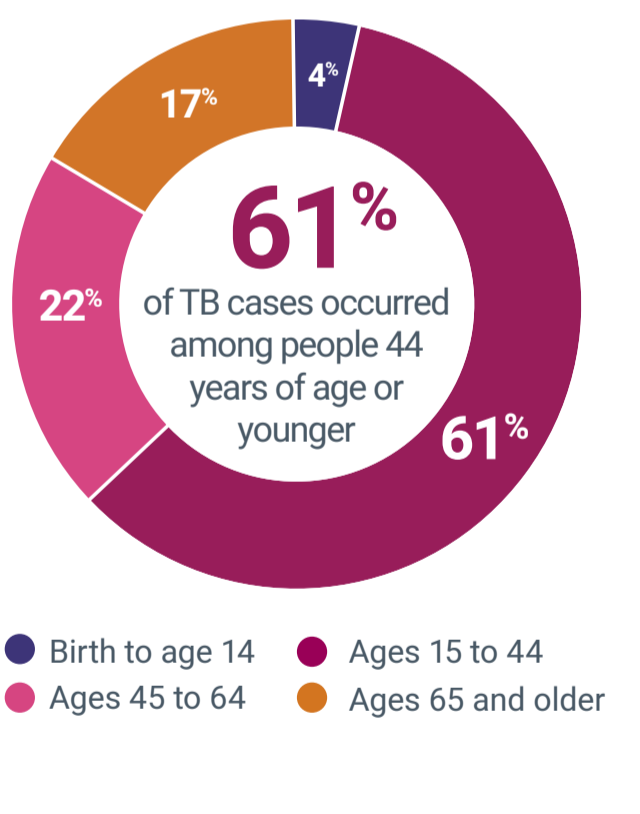


## CONTACTS INVESTIGATION

Total contacts identified	3460
No TB infection or disease	74%
TBI	20%
History of TB/TBI	4%
Secondary TB	0.4%

## TB INFECTION

Patient classification	No.	TOTAL
Healthcare worker screen	264	30%
Recent migrant	212	24%
TB Contacts	204	23%
Recently arrived refugee	85	10%
Immunosuppressed	74	8%
Other	30	4.0%



## TREATMENT OUTCOME 2023



## DRUG RESISTANCE

29 patients who had drug resistant TB  
6 patients who had multidrug resistant TB (MDR-TB)<sup>1</sup>  
1. defined as resistance to at least isoniazid and rifampicin

## GENOME SEQUENCING



## WESTERN AUSTRALIA TUBERCULOSIS CONTROL PROGRAM

The Western Australia Tuberculosis Control Program (WATBCP) is a state-wide specialised public health service providing outpatient services for the treatment, surveillance and prevention of tuberculosis (TB). The clinic, located at the Anita Clayton Centre, provides treatment and management of active TB and latent TB patients with a dedicated adult and paediatric clinic. A nurse-led case management approach is applied to all patients.